

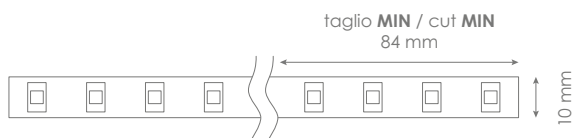
FLEX - STANDARD 700-3000

Led Strip



Alimentazione / Operating Voltage	24 V
Potenza / Power	5,5 W/mt
Larghezza Pcb / Width Pcb	10 mm
Altezza / Height Stripe	2 mm
Lunghezza / Length Stripe	5000 mm
Taglio segmento/ Length per Cut	84 mm
N° LED	96 / mt
IP	20
Temperatura esercizio Storage Temperature	- 30° C - + 70°C
Lifetime	L70B20 50000H

	Flusso Luminoso Luminous Flux	Efficienza Efficiency	Colore Luce Led Color
DA-STANDARD-700-3000	728 lm/mt	133 lm/W	3000 K



Via Cadorna, 40/42
20032 Cormano (MI)
Tel. +39 02 84269630
Fax +39 02 84269631
info@dadalighting.com
www.dadalighting.com

FLEX - STANDARD 700-3000

Led Strip

Light efficiency:



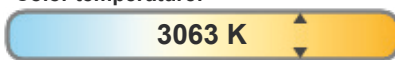
Output: 728 lm

Light quality:



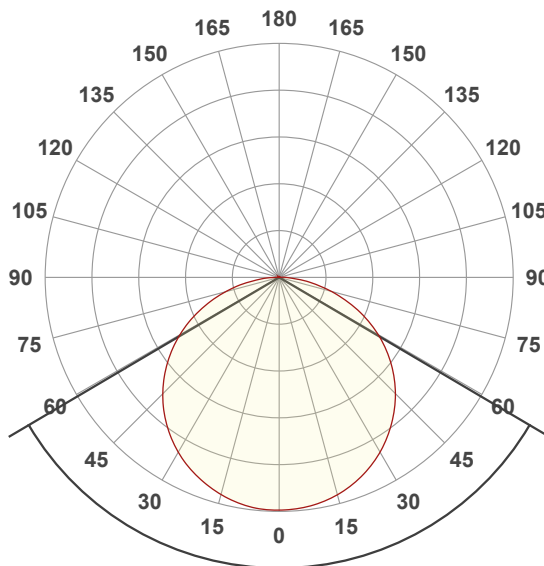
Peak: 233 cd

Color temperature:



Power: 5,5 W

24,0V @ 0,229A



Beam angle

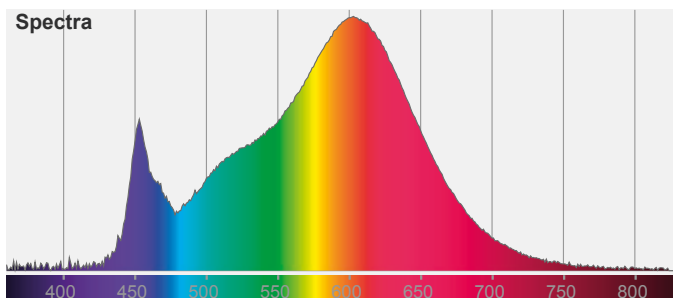
118,9°

Color



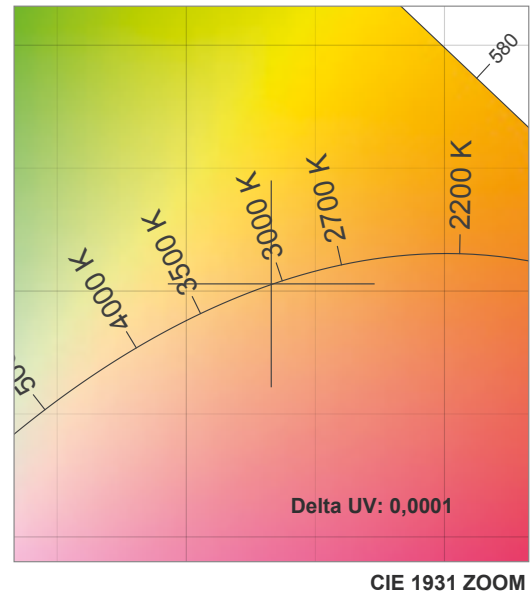
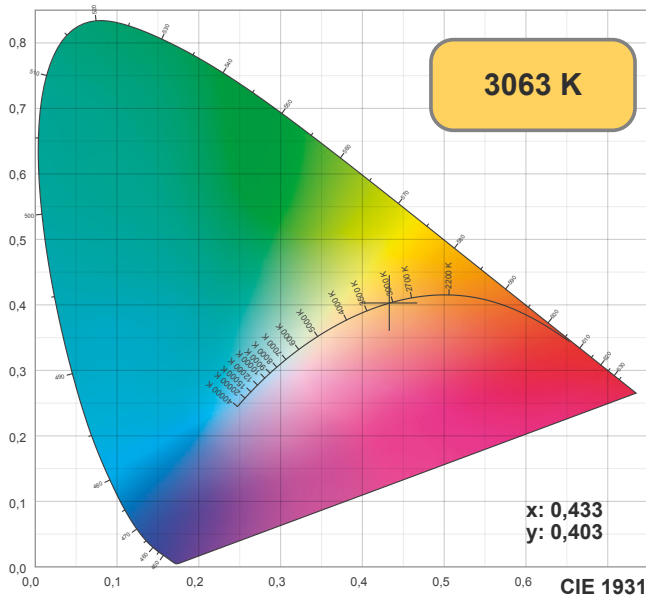
CIE1931
x: 0,433
y: 0,403

Spectra

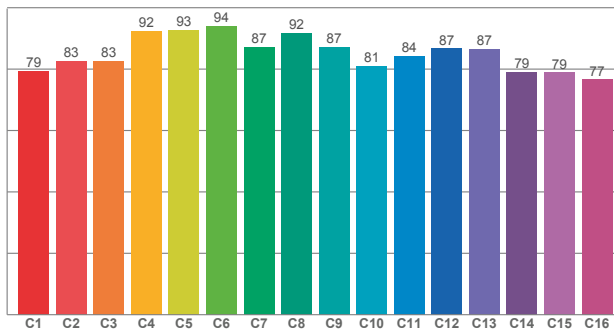


FLEX - STANDARD 700-3000

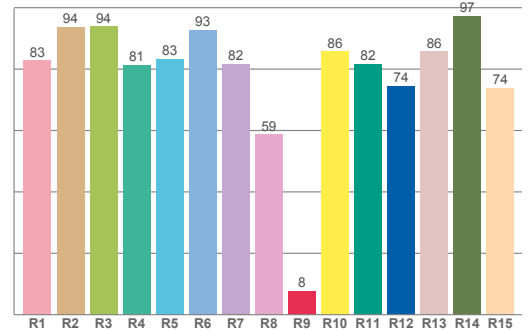
Led Strip



TM30: 85,4



CRI: 83,5 (R1-R8)



CRI R values, only R1-R8 are used to calculate final CRI value

R1	R2	R3	R4	R5	R6	R7	R8	R9	R10	R11	R12	R13	R14	R15
82,75	93,61	93,83	81,35	83,31	92,82	81,54	58,65	7,80	85,76	81,70	74,41	85,73	97,18	73,92

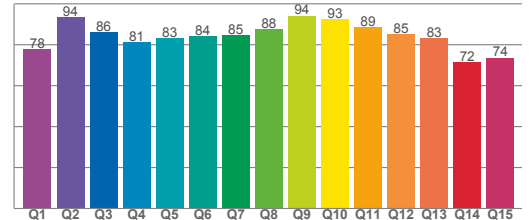
TM30 C values, 16 binned values out of total of 99 C values

C1	C2	C3	C4	C5	C6	C7	C8	C9	C10	C11	C12	C13	C14	C15	C16
79,39	82,53	82,68	92,50	92,64	94,04	87,23	91,86	87,18	81,01	84,23	86,69	86,56	79,09	78,84	76,61

CQS Q values

Q1	Q2	Q3	Q4	Q5	Q6	Q7	Q8	Q9	Q10	Q11	Q12	Q13	Q14	Q15
77,68	93,75	86,18	81,46	83,42	84,46	84,90	87,74	94,28	92,60	88,62	85,14	83,08	71,52	73,76

CQS: 83,2

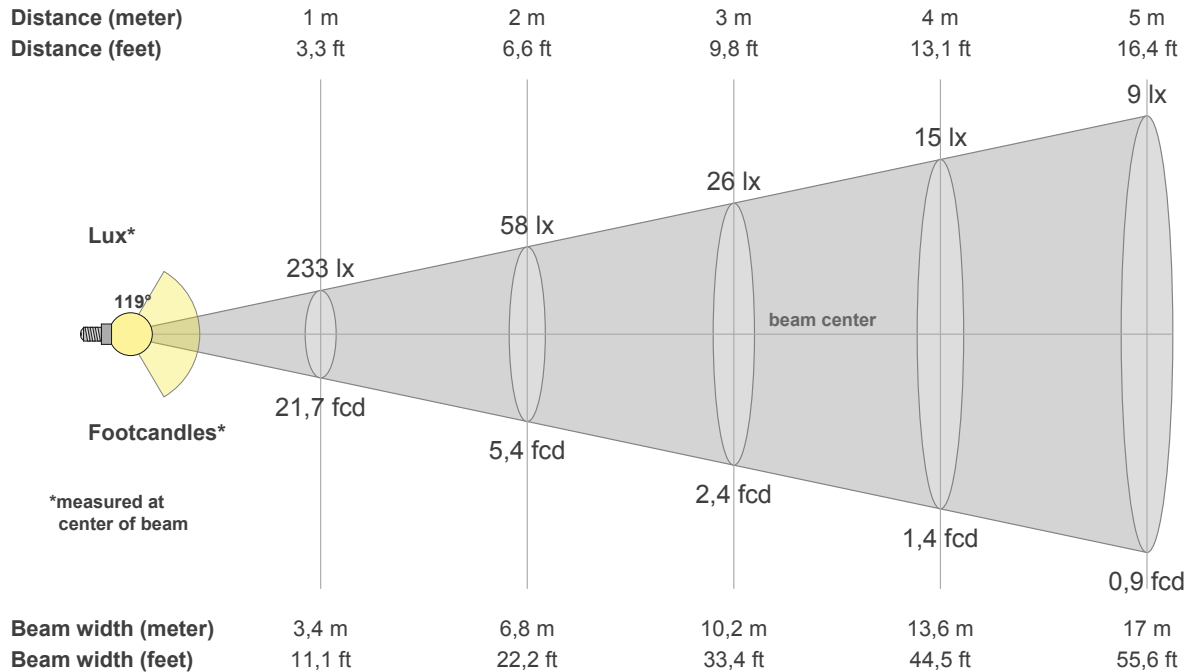


Color parameters

CCT	CRI	CRI R9	TM30 Rf	TM30 Rg	CQS	x	y	u	v	Duv
3063 K	83,5	7,8	85,4	94,0	83,2	0,4	0,4	0,2	0,3	0,0002

FLEX - STANDARD 700-3000

Led Strip



Intensities in 0° c-plane

0°	5°	10°	15°	20°	25°	30°	35°	40°	45°	50°	55°	60°	65°	70°	75°	80°	85°	90°	95°
233	232	230	226	219	212	202	191	178	165	149	132	115	95	75	54	35	19	7	1
100%	100%	99%	97%	94%	91%	87%	82%	77%	71%	64%	57%	49%	41%	32%	23%	15%	8%	3%	1%

Intensities in 0° c-plane

0°	5°	10°	15°	20°	25°	30°	35°	40°	45°	50°	55°	60°	65°	70°	75°	80°	85°	90°	95°
233	232	230	226	219	212	202	191	178	165	149	132	115	95	75	54	35	19	7	1
100%	100%	99%	97%	94%	91%	87%	82%	77%	71%	64%	57%	49%	41%	32%	23%	15%	8%	3%	1%

Intensities in 180° c-plane

0°	5°	10°	15°	20°	25°	30°	35°	40°	45°	50°	55°	60°	65°	70°	75°	80°	85°	90°	95°
233	233	230	225	219	211	202	192	179	165	150	133	115	96	76	56	37	19	7	1
100%	100%	98%	97%	94%	91%	87%	82%	77%	71%	64%	57%	49%	41%	33%	24%	16%	8%	3%	1%

Intensities in 180° c-plane

0°	5°	10°	15°	20°	25°	30°	35°	40°	45°	50°	55°	60°	65°	70°	75°	80°	85°	90°	95°
233	233	230	225	219	211	202	192	179	165	150	133	115	96	76	56	37	19	7	1
100%	100%	98%	97%	94%	91%	87%	82%	77%	71%	64%	57%	49%	41%	33%	24%	16%	8%	3%	1%

Beam angle 50%	Field angle 10%	Cutoff angle 2,5%	Intensity ratio in 120° cone	Intensity ratio in 90° cone
118,9°	167,3°	181,6°	75,4%	50,4%